












How To Use These Free Downloads To Start First Week Of School











Hi there. Here is a list of most of the free items from AutismClassroom.com's TpT Store that can be used the first week of school to create meaningful activities. Use them as they are or use them as a jumping off point and add your **creativity** and style to make them fantastic!
-Enjoy!







	Monday	Tuesday	Wednesday	Thursday	Friday
Morning Work - Print and 3-hole punch the worksheets to place in a binder or folder. Have materials available for gluing, cutting and marking.	Page 3 & 5  <p><u>Morning Work or Homework for Students with Autism (August) - Freebie</u></p> <p>Use a binder cover or folder to create a Morning Work binder for each student.</p>	Page 4  <p><u>Morning Work or Homework for Students with Autism (August) - Freebie</u></p> <p>Use a binder cover or folder to create a Morning Work binder for each student.</p>	Page 6 & 7  <p><u>Morning Work or Homework for Students with Autism (August) - Freebie</u></p> <p>Use a binder cover or folder to create a Morning Work binder for each student.</p>	Page 8 & 9  <p><u>Morning Work or Homework for Students with Autism (August) - Freebie</u></p> <p>Use a binder cover or folder to create a Morning Work binder for each student.</p>	Page 10  <p><u>Morning Work or Homework for Students with Autism (August) - Freebie</u></p> <p>Use a binder cover or folder to create a Morning Work binder for each student.</p>
	 <p><u>Morning Work Binder Covers</u></p>	 <p><u>Morning Work Binder Covers</u></p>	 <p><u>Morning Work Binder Covers</u></p>	 <p><u>Morning Work Binder Covers</u></p>	 <p><u>Morning Work Binder Covers</u></p>













	<u>for Morning Work</u>	<u>for Morning Work</u>	<u>for Morning Work</u>	<u>for Morning Work</u>	<u>for Morning Work</u>
Class Meeting	<p>Use the cards in this product to identify the days of the week.</p>  <p><u>Already Done! Tasks for IEP Work Bins-Days of the Week</u></p>	<p>Use the cards in this product to identify the days of the week.</p>  <p><u>Already Done! Tasks for IEP Work Bins-Days of the Week</u></p>	<p>Use the cards in this product to identify the days of the week.</p>  <p><u>Already Done! Tasks for IEP Work Bins-Days of the Week</u></p>	<p>Use the cards in this product to identify the days of the week.</p>  <p><u>Already Done! Tasks for IEP Work Bins-Days of the Week</u></p>	<p>Use the cards in this product to identify the days of the week.</p>  <p><u>Already Done! Tasks for IEP Work Bins-Days of the Week</u></p>
Social Skills Center	<p>Page 4</p>  <p><u>Social Skills Printables for Students with Autism SAMPLER</u></p>	<p>Page 5</p>  <p><u>Social Skills Printables for Students with Autism SAMPLER</u></p>	<p>Page 6</p>  <p><u>Social Skills Printables for Students with Autism SAMPLER</u></p>	<p>Page 7</p>  <p><u>Social Skills Printables for Students with Autism SAMPLER</u></p>	<p>Page 8</p>  <p><u>Social Skills Printables for Students with Autism SAMPLER</u></p>













<p>Play Skills Center</p>	<p>Page 3</p>  <p><u>Play Skills Printables for Students with Autism SAMPLER</u></p>	<p>Page 4</p>  <p><u>Play Skills Printables for Students with Autism SAMPLER</u></p>	<p>Page 5</p>  <p><u>Play Skills Printables for Students with Autism SAMPLER</u></p>	<p>Page 6</p>  <p><u>Play Skills Printables for Students with Autism SAMPLER</u></p>	<p>Page 7</p>  <p><u>Play Skills Printables for Students with Autism SAMPLER</u></p>
<p>Language Skills Center</p>	<p>Have students use this interactive Powerpoint to guess which one is different.</p>  <p><u>Which One is Different? (Interactive PowerPoint) - Distance Learning</u></p> <p>Note: This non-freebie item pairs with this lesson and allows you to use screen share to teach the idea of matching to</p>	<p>Have students use this interactive Powerpoint to guess which one is different.</p>  <p><u>Which One is Different? (Interactive PowerPoint) - Distance Learning</u></p>	<p>Have students use this interactive Powerpoint to guess which one is different.</p>  <p><u>Which One is Different? (Interactive PowerPoint) - Distance Learning</u></p>	<p>Have students use this interactive Powerpoint to guess which one is different.</p>  <p><u>Which One is Different? (Interactive PowerPoint) - Distance Learning</u></p>	<p>Have students use this interactive Powerpoint to guess which one is different.</p>  <p><u>Which One is Different? (Interactive PowerPoint) - Distance Learning</u></p>

	<p>same.</p>  <p>Already Done! Powerpoint Mini-Lesson (MATCH to SAME)</p>				
Phonics	<p>Focus word: saw</p>  <p>Sample Word Identification & Word Work (Gen Ed., Autism & Special Ed.)</p>	<p>Focus word: bed</p>  <p>Sample Word Identification & Word Work (Gen Ed., Autism & Special Ed.)</p>	<p>Focus word: box</p>  <p>Sample Word Identification & Word Work (Gen Ed., Autism & Special Ed.)</p>	<p>Focus word: sub</p>  <p>Sample Word Identification & Word Work (Gen Ed., Autism & Special Ed.)</p>	<p>Focus word: on</p>  <p>Sample Word Identification & Word Work (Gen Ed., Autism & Special Ed.)</p>
Reading	<p>Have students match the picture to the sight word.</p>	<p>Have students match the picture to the sight word.</p>	<p>Have students use this interactive Powerpoint to independently review the sight words you taught earlier in</p>	<p>Have students use this interactive Powerpoint to independently review the sight words you taught earlier in</p>	<p>Have students use this interactive Powerpoint to independently review the sight words you taught earlier in</p>



	 <p><u>Free Sight Word (Action Words) Match for Autism, Early Ed. and Special Education</u></p>	 <p><u>Free Sight Word (Action Words) Match for Autism, Early Ed. and Special Education</u></p>	<p>the week.</p>  <p><u>Sight Word Match (Interactive Powerpoint) Distance Learning</u></p>	<p>the week.</p>  <p><u>Sight Word Match (Interactive Powerpoint) Distance Learning</u></p>	<p>the week.</p>  <p><u>Sight Word Match (Interactive Powerpoint) Distance Learning</u></p>
<p>Writing</p>	<p>“Write” sentences with the students by using chart paper to glue the words of the sentence on the chart paper. Focus on a different animal each day. (dog)</p>  <p><u>Shared (Adapted) Writing for Students with Special Needs (At the Farm)</u></p>	<p>“Write” sentences with the students by using chart paper to glue the words of the sentence on the chart paper. Focus on a different animal each day. (sheep)</p>  <p><u>Shared (Adapted) Writing for Students with Special Needs (At the Farm)</u></p>	<p>“Write” sentences with the students by using chart paper to glue the words of the sentence on the chart paper. Focus on a different animal each day. (duck)</p>  <p><u>Shared (Adapted) Writing for Students with Special Needs (At the Farm)</u></p>	<p>“Write” sentences with the students by using chart paper to glue the words of the sentence on the chart paper. Focus on a different animal each day. (pig)</p>  <p><u>Shared (Adapted) Writing for Students with Special Needs (At the Farm)</u></p>	<p>“Write” sentences with the students by using chart paper to glue the words of the sentence on the chart paper. Focus on a different animal each day. (cow)</p>  <p><u>Shared (Adapted) Writing for Students with Special Needs (At the Farm)</u></p>
<p>Self- Help</p>	<p>Use if you have students who are still learning</p>	<p>Use if you have students who are still learning</p>	<p>Use if you have students who are still learning</p>	<p>Use if you have students who are still learning</p>	<p>Use if you have students who are still learning</p>



	<p>to use the bathroom independently.</p>  <p><u>Toilet Training Skills Printables for Students with Autism SAMPLER</u></p>	<p>to use the bathroom independently.</p>  <p><u>Toilet Training Skills Printables for Students with Autism SAMPLER</u></p>	<p>to use the bathroom independently.</p>  <p><u>Toilet Training Skills Printables for Students with Autism SAMPLER</u></p>	<p>to use the bathroom independently.</p>  <p><u>Toilet Training Skills Printables for Students with Autism SAMPLER</u></p>	<p>to use the bathroom independently.</p>  <p><u>Toilet Training Skills Printables for Students with Autism SAMPLER</u></p>
Math	<p>Use the number line to count to 10.</p>  <p><u>Free Number Lines by Autism Classroom</u></p>	<p>Count to 3. Count 3 real objects. Cut 3 objects from a magazine. Use page 10.</p>  <p><u>Sample: Lesson Ideas & Activities for Young Children with Autism</u></p>	<p>Count the suns on page 12.</p>  <p><u>Sample: Lesson Ideas & Activities for Young Children with Autism</u></p>	<p>First, review the correct terms for addition. Have students glue the correct terms for addition.</p>  <p><u>Math Words and Terms File Folder Game</u></p>	<p>First, review the correct terms for subtraction. Have students glue the correct terms for subtraction.</p>  <p><u>Math Words and Terms File Folder Game</u></p>
Independent Work	<p>Complete the file folder game as a worksheet. Have students match to same with a model.</p>	<p>Have students play the file folder game. Have students match to same independently.</p>	<p>Ask students to match days of the week.</p>	<p>Have students play the file folder game. Have students match to same with a model.</p>	<p>Have students play the file folder game. Have students match to same independently.</p>

	 <p><u>Free Bubbles All Around File Folder Game</u></p>	 <p><u>Free Bubbles All Around File Folder Game</u></p>	 <p><u>Already Done! Tasks for IEP Work Bins-Days of the Week</u></p>	 <p><u>Technology Color Matching File Folder Game (Autism & Special Education)</u></p>	 <p><u>Technology Color Matching File Folder Game (Autism & Special Education)</u></p>
Homework	<p>Give the one page homework guide for the week.</p>  <p><u>Sampler: Spiral Review Homework for Social Skills</u></p>	<p>Give the one page homework guide for the week.</p>  <p><u>Sampler: Spiral Review Homework for Social Skills</u></p>	<p>Give the one page homework guide for the week.</p>  <p><u>Sampler: Spiral Review Homework for Social Skills</u></p>	<p>Give the one page homework guide for the week.</p>  <p><u>Sampler: Spiral Review Homework for Social Skills</u></p>	<p>A weekend activity is included.</p>  <p><u>Sampler: Spiral Review Homework for Social Skills</u></p>
	SUPPORTS FOR YOU	SUPPORTS FOR YOU	SUPPORTS FOR YOU	SUPPORTS FOR YOU	SUPPORTS FOR YOU

<p>Organization Supports</p>	<p>Data Binder Cover</p>  <p>Data Binder Covers - Puzzle Pieces from Autism Classroom</p>	<p>Binders Covers</p>  <p>Binder Covers</p>	<p>Décor</p>  <p>Autism Support Poster</p>	<p>Password Log</p>  <p>Log-In and Password Log</p>  <p>Distance Learning Password Logs To Send Home to Parents for Digital Education</p>	<p>IEP Notes</p>  <p>I.E.P. Meeting Notes for Parents (Prepare Before, Take Notes During)</p>
	<p>Labels for the Room (editable)</p>  <p>Autism Classroom Labels for Centers (Editable)</p>	<p>Labels for the Room (PDF)</p>  <p>Autism Classroom Labels for Centers (PDF Version)</p>	<p>First, Then Board</p>  <p>First-Next Board for Transitions (Autism & Special Education)</p>	<p>Reminders about Behaviors (Pink)</p>  <p>Autism Behavior Support Posters (Pink) By: Autism Classroom</p>	<p>Reminders about Behaviors (Olive and Orange)</p>  <p>Autism Behavior Support Posters Green and Orange (By: Autism Classroom)</p>
	<p>Video about Teaching Social Skills</p>				<p>😊😊😊😊😊</p>

	 <p><u>03:29</u></p> <p><u>4 Reasons To Teach Social Skills to Non-Verbal Students (Autism)</u></p>				 <p>AUTISM CLASSROOM.COM</p>